


GUTTERMELT[®] DOWNSPOUT HANGER KIT

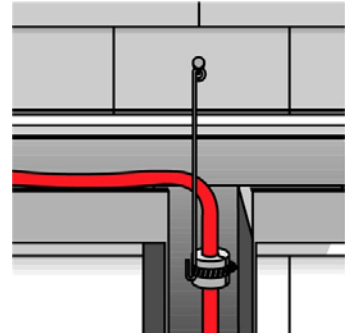


The GutterMelt[®] Downspout Hanger Kit is used to suspend and prevent damage to the GutterMelt[®] Cable as it exits the gutter and enters the downspout. This kit contains material for one downspout.

WARNING: ELECTRIC SHOCK HAZARD. Disconnect all electrical power before installing or servicing GutterMelt[®] cable and/or accessories. A qualified person must perform all installation and service of GutterMelt[®] and its accessories per GutterMelt[®] installation instructions, the Canadian electric Code (CEC), the National Electric Code (NEC) and local building codes and requirements. All GutterMelt[®] installations must be effectively grounded in accordance with the CEC or NEC to eliminate shock hazards and risk to property. Failure to comply the installation instructions in their entirety can result in personal injury and/or property damage.

NOTE: All electrical wiring, including GFCI (Ground Fault Circuit Interrupters), must be done according to the CEC or NEC and/or local codes by qualified persons.

NOTICE: Caution must be used to make certain that all Power, End and Splice Kits are installed properly and water tight. All Self-Regulating Cables are adversely affected by water and will fail if water is allowed to enter its interior.



Instructions:

1. Place the split grommet around the GutterMelt[®] heating cable where the downspout hanger will be placed. See Figure 1.

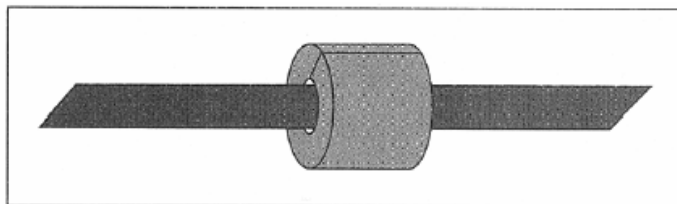


Figure 1

2. The wire hanger has a 180° hairpin bend at one end and a loop bend at the other end. Center the hairpin end of the wire hanger along the grommet. Slide the clamp over the wire hanger and into the bend of the hanger. See Figure 2.

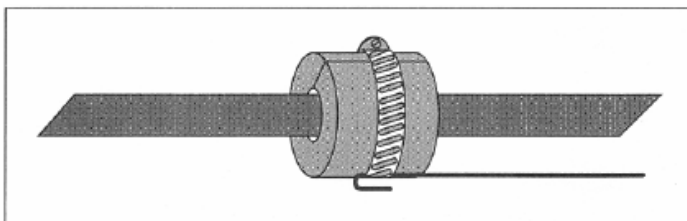


Figure 2

3. Tighten the clamp until the hanger and cable are firmly held in place. See Figure 3.

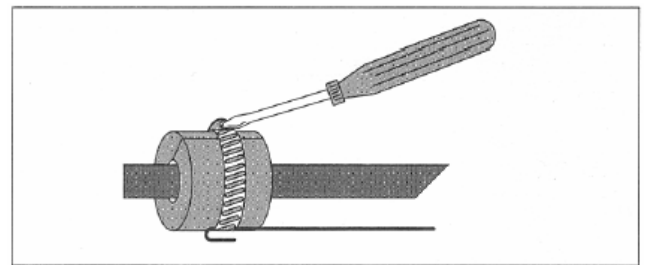


Figure 3

4. Attach the hanger assembly to the roof by driving a roofing nail or screw through the looped end of the hanger. Apply water sealing material around each nail/screw to prevent water leakage. See Figure 4.

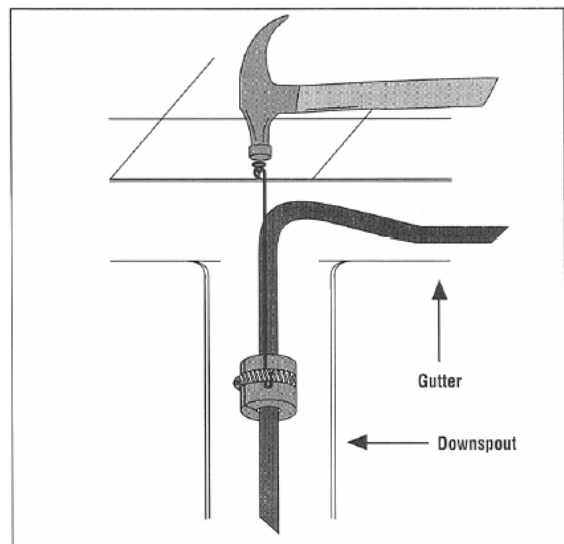


Figure 4

GutterMelt[®]

Heatizon Systems • (801) 293-1232