


**ANCHPLUGKIT**

**Anchor Plug Kit**—Used to attach Heatizon Tuff Cable Heating Element to a Concrete Surface.

- Kit Includes:
- 70– Black Tube Clamp
  - 70– 7/8" Nail
  - 70– 1/4" Wood Plug



**MI ANCHPLUGKIT**

**Anchor Plug Kit**—Used to attach Heatizon Cozy Heat or Hott-Wire Heating Element to a Concrete Surface.

- Kit Includes:
- 70– 1/2" Tube Clamp
  - 70– 7/8" Nail
  - 70– 1/4" Wood Plug



**CABREPKIT**

**Cable Repair Kit**—Used to repair Heatizon Tuff Cable Heating Element breaks in concrete.

- Kit Includes:
- 2– #10 Butt Splice
  - 2– 2 1/2" Heat Shrink Tube
  - 2– 4" Copper Tube
  - 2 ft Tuff Cable
  - 4– Foam Plugs
  - 2– 1 1/2" Chairs
  - Solder



**JUMPERKIT**

**Jumper Kit**—Used for new pour concrete joints & marks to reduce or eliminate Heatizon Tuff Cable Heating Element breakage. Kit Includes:

- 2– E221 13" Protective Device
- 2– E210 2' Cold Lead Lengths
- 4– E210BS Butt Splices
- 4– 6" Heat Shrink Tube
- 4– 2" Plastic Sleeve
- 4– Jumper End Plugs
- Solder



**TUFCABJMPKIT**

**Tuff Cable Jumper Kit**—Used to Jumper Heatizon Tuff Cable Heating Element between two non-continuous areas. Kit Includes:

- 2– E210BS Butt Splices
- 2– 6" Heat Shrink Tube
- 2– 2" Plastic Sleeves
- Solder




**E210BSKIT**

**E210BS Jumper Kit, Single**—Used to connect Heatizon Tuff Cable to Heatizon #2 Cold Lead

- Kit Includes:
- 1– E210BS Butt Splices
  - 1– 6" Heat Shrink Tube
  - 1– 2" Plastic Sleeves
  - Solder





**TUFCAB90JMPKIT** **Tuff Cable 90 Jumper Kit**—Used to Jumper Heatizon Tuff Cable Heating Element between two non-continuous areas. Kit Includes:  
2– E210BS90 Butt Splices  
2– 6" Heat Shrink Tube  
Solder



**E210BS90KIT** **E210BS Jumper Kit, Single**—Used to connect Heatizon Tuff Cable to Heatizon #2 Cold Lead  
Kit Includes:  
1– 6" Heat Shrink Tube  
1– E210BS90 Butt Splice  
Solder



**CABSPLKIT** **Tuff Cable Splice Kit**—Used to splice two lengths of Heatizon Tuff Cable Heating Element together. Kit Includes:  
2– #10 Butt Splice  
2– 2 1/2" Heat Shrink Tube  
2– Ft. Tuff Cable  
Solder



**PAVERKIT** **Heatizon Paver Kit**—Used to install Tuff Cable in a sand bed under pavers, concrete or asphalt. Kit Includes:  
100– 3/8" x 10" Spikes  
100– H610 Plastic Wire Ties



**PLASCLIPKIT** **Plastic Clip Kit**—Used to attach Heatizon Tuff Cable Heating Element to a wood Subfloor or Subroof. Kit Includes:  
70– Black Tube Clamp  
70– 7/8" Nail



**MI PLASCLIPKIT** **Plastic Clip Kit**—Used to attach Heatizon Cozy Heat Heating Element to a wood Subfloor. Kit Includes:  
70– 1/2" Tube Clamp  
70– 7/8" Nail




**E217BSKIT** **E217BSKIT**—Used to transition between ZMesh and Cold Lead. Kit Includes:  
1– E217 Transition Plate  
Solder



**ZMESHJMPKIT** **ZMesh Jumper Kit**—Used to Jumper Heatizon ZMesh Heating Element between two non-continuous areas. Kit Includes:  
2– E217 Transition Plates  
Solder





**CUTOUTKIT** **ZMesh Cut Out Kit**—Used to repair Heatizon ZMesh Heating Element whenever a portion of the ZMesh must be cut away to avoid an object.  
Kit Includes:  
1– P1401 36” Splice Plate  
Solder



**MICABJMPKIT** **MI Cable Jumper Kit**—Used to Jumper Heatizon Hott-Wire or Cozy Heat Element between two non-continuous areas.  
Kit Includes:  
4– Aluminum Sheet  
1– Silicon Tube  
4– Angle Iron  
8– Wire Ties



**SRJMPKIT** **Self Regulating Cable Jumper Kit**—Used to Jumper GutterMelt heating element between two non-continuous areas.  
Kit Includes:  
4– Split Poly Loom Conduit  
1– 3M 20ft Electrical Tape  
Solder



**HWRPKIT** **Heatwave Repair Kit**—Used to repair damaged Heatwave Cable Element.  
Kit Includes:  
2– Lengths Connection Wire  
12– Metal Splicers  
24–Various sizes Shrinkable Tube Lengths  
1– Shrinkable Adhesive Tube



**CLDEXTKIT** **Cold Lead Extension Kit**—Used to splice two lengths of Cold Lead together.  
Kit Includes:  
2– #2 Butt Splice  
2– 6” Heat Shrink Tube  
Solder



**ENCLKIT** **Enclosure Kit**—Used to house the Heatizon Control Unit and Transformer whenever they are installed outdoors, or in any area where moisture may be a concern. Includes Enclosure Box, Back Plate, and mounting hardware.  
**ENCLKIT1** is 16” x 20” x 10” and houses one Control Unit and Transformer.  
**ENCLKIT2** is 24” x 24” x 12” and houses two Control Units and Transformers.  
**ENCLKIT3** is 36” x 60” x 12” and houses four Control Units and Transformers.

